




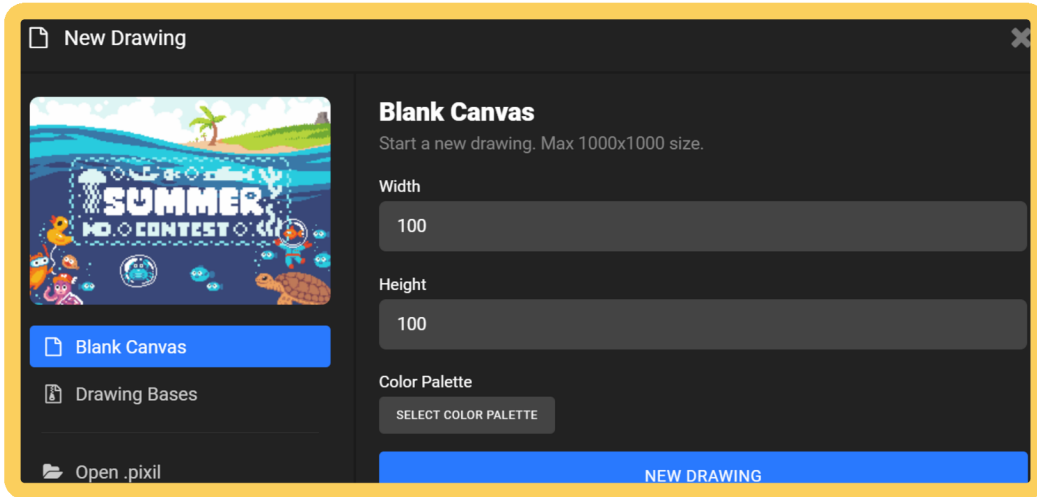
# Pixel Art



The term 'Pixel art' has been around since the early 1980s. Each pixel represents a small flat square. The style is most often associated with computer games.

Have a go at making your own pixel art. You could sketch out your ideas on square-lined paper first then open [www.pixilart.com](http://www.pixilart.com) to bring your ideas to life!





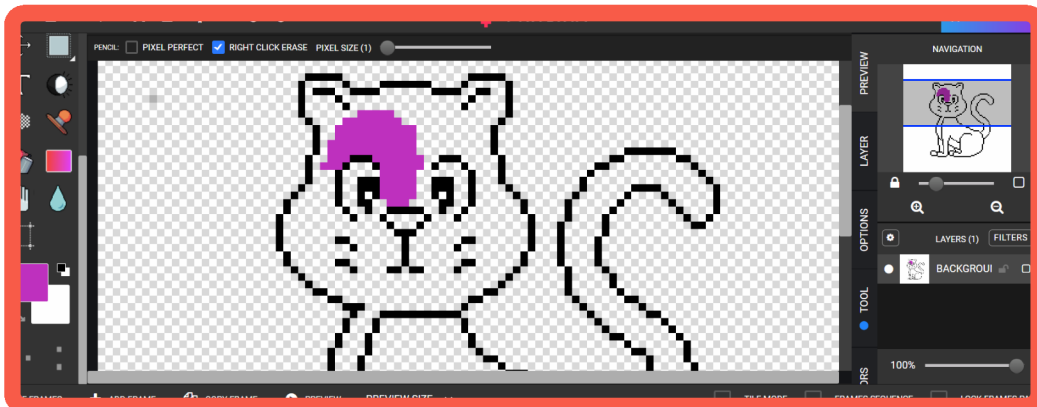
Have a play with the tools to see how they work before deciding on your drawing



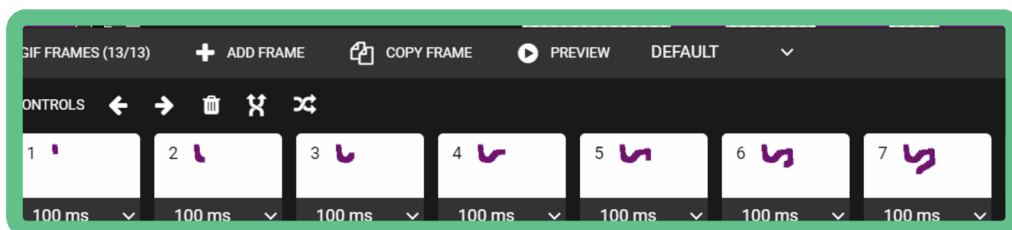
1. Open [pixilart.com](https://pixilart.com)

2. Your options are to create a 'Blank Canvas' for your own drawing or use an existing image that you can alter from 'Drawing Bases'.

This cat is from the Drawing bases option. You can colour and change the image in any way you like!



3. If you are feeling confident you can have a look at the animated GIF options. This means adding a new frame (or a copied frame) and changing the image slightly each time. After you have created at least 4 frames, press the Preview button to view!



Saving as a Gif means it can be sent to your email address or phone so you can have your own copy of your marvellous moving image!

